









LOCATION OF WORK	WRITTEN BY:	APPROVED BY:	DATE	LAST REVISION
School: Pembina Trails Subject: Industrial Arts	David Gamble	Principal or S&H Committee	Jan. 10 2023	new

PERSONAL PROTECTION EQUIPMENT (PPE)	
 Safety glasses or face shield must be worn at all times in work areas.	 Long and loose hair must be tied back
 Appropriate footwear must be worn. Shoe must be fully enclosed. No open toed shoes.	 Close fitting/protective clothing must be worn. Remove strings hanging from pullovers/sweaters.
 Rings and jewelry (long necklaces / bracelets, etc.) must not be worn.	 Hearing protection must be worn when using this machine.

PHOTOS	
Photo	Primary Risk Area
	 <p>Sharp Blade</p>

HAZARDS PRESENT	ADDITIONAL REQUIREMENTS
<ul style="list-style-type: none"> ✓ Abrasion ✓ Laceration 	<ul style="list-style-type: none"> ✓ Equipment orientation

SAFE WORK PROCEDURE

DO NOT use this machine unless a teacher has instructed you in its safe use and operation and has given permission.

PROCEDURE:

1. Secure material to table using bar clamp.
2. Adjust the depth of cut to the desired position using thumb screws
3. Pick up spoke shave with both hands. Holding loosely in hands and place thumbs on the frog.
4. Place spoke shave on material so the polished bottom surface is sitting on material. Always work with the grain of the wood.

5. Gently pull back using your hips and knees in a rocking motion, a thin curl of material should exit the top.
Hazard: if material becomes stuck in the blade, do not remove it with your fingers. The blade is sharp. Use a tool or gently tap it against the counter.
6. If you encounter issues shaping with spoke shave, ask a teacher for assistance.
7. When finished place back in canvas roll.

REGULATORY REQUIREMENTS

- WS&H Act W210, Section 4, 5, 7, 7.1
- MB. Regulations 217/2006,
 - o Part 2, Section 2.1 Safe Work Procedures
 - o Part 6, Section 6.1 PPE
 - o Part 8, Musculoskeletal Injuries
 - o Part 12, Section 12.3, Hearing Protection
 - o Part 16, Sections 16.1 – 16.18, Machine & Tool Safety
- Operators Manual