





| LOCATION:   | WRITTEN BY: | APPROVED BY: | DATE:        | LAST REVISION: |
|-------------|-------------|--------------|--------------|----------------|
| All Schools | L. Carriere | K. Joss      | June 1, 2020 | New            |

| HAZARDS PRESENT:  | ADDITIONAL REQUIREMENTS:  |
|---|---|
| <ul style="list-style-type: none"> <li>Potential contact with high touch areas of sick individuals, bodily fluids.</li> <li>Chemical irritation/splash</li> </ul> | <ul style="list-style-type: none"> <li>Nitrile disposable gloves</li> <li>Safety glasses</li> </ul> |

| PERSONAL PROTECTION EQUIPMENT (PPE):  |   |
|---|---|
|  Disposable nitrile gloves   |  Regular Hand washing/and or hand sanitizing   |
|  Safety glasses must be worn |  Long and loose hair must be tied back. Rings and jewelry (long necklaces/bracelets, etc.) must not be worn. |

| SAFE WORK PROCEDURE   |
|---|
| <p><b>PROCEDURE:</b></p> <ol style="list-style-type: none"> <li>In the event of a sick student/staff member.             <ul style="list-style-type: none"> <li>Staff members: will be required to self-screen; will be required to go home; and may need to be tested for COVID-19.</li> <li>Students: Review the screening questions with the students and note any symptoms for parents. Note the classroom and group the student was with at the time of getting sick. Parents will be called and students will be escorted to a sick/isolation room to wait.</li> </ul> </li> <li>Non-essential staff will be restricted from entering the room until the student/staff member has left.</li> <li>Once the student has been picked up, the isolation room must be disinfected prior to anyone else using the room.</li> <li>The school custodian shall:             <ul style="list-style-type: none"> <li>Don all personal protective equipment: disposable gloves and safety glasses prior to cleaning.</li> <li>Ensure manufacturer disinfectant contact time is maintained on all surfaces that need to be cleaned.</li> <li>Using cleaning wipes or other appropriate disinfectant, start at the entrance to the room and work your way through. Wipe down all high touch areas in the room that the student or staff has touched (including door knobs, counter tops, desk tops, chairs, walls next to sick beds, sick bed, any equipment used, wash floors, etc.).</li> <li>Remove any bedding and wash with hot soapy water and dry on high heat, using the school's washer and dryer.</li> <li>Discard any single-use items that cannot be appropriately cleaned and or disinfected.</li> <li>Disinfect any equipment that was used, e.g. non-contact thermometers, etc.</li> </ul> </li> </ol> |

5. If any blood or bodily fluids are present, please refer to the SWP for cleaning up blood or bodily fluids.
6. Any items removed from the isolation room must be disinfected.
7. Dispose of any waste materials into the garbage. Remove your gloves and dispose of into the garbage.
8. Thoroughly wash your hands with soap and water after cleaning and use an alcohol-based hand rub.
9. If you were wearing disposable gloves, you must still wash your hands with soap and water or use an alcohol based hand sanitizer once the gloves have been removed. This ensures your hands have not become contaminated while removing the gloves.
10. Garbage must be tied up in a garbage bag and disposed of in the outdoor garbage bin. Please wash your hands after disposal of the garbage.

### **REGULATORY REQUIREMENTS**

- WS&H Act W210, Section 4, 5, 7, 7.1
- Mb. Regulations 217/2006,
  - Part 2, Section 2.1 Safe Work Procedures
  - Part 6, Section 6.1 PPE
- WHO – Protecting yourself and others from the spread of COVID-19
- Mb Shared Health – COVID-19 specific disease protocol – Acute & Community Settings